

Current

noun | *cur·rent*: flow marked by force or strength.

**Twenty Classic Holiday
Movies to Watch this
Holiday Season**
Page 6

**Relaxing Night In:
Holiday Edition**
Page 18

**How To Make The
Perfect Bow**
Page 16

Toy Donation Locations In CT
Page 14



Table of Contents

Editor
Kaycee Gagnier

Managing Editor
Nick Niedojadlo

Staff
Philip Jason Avisan
Lauren Susi
Sabrina Tyree
Adam Browne

Advisor
Kevin Amenta

Special Thanks
TRCC Marketing Department

The Current is the official student publication of Three Rivers Community College. The Current is written, edited, and designed solely by students.

4 5 Anime Christmas Episodes
Weebs can enjoy their Christmas too!

6 Twenty Classic Holiday Movies
Including new releases!

8 Grandma's Date Pinwheel Cookie Recipe
A Recipe of Love and Sentimentality

10 Pork Belly Lechon Recipe
The taste of Filipino Christmas is here!

11 Apple Pie Cup Recipe
The Easiest Holiday Recpie

12 Creative Gift Wrapping
Alternative options to traditional gift wrapping this holiday season!

14 Donation Locations in CT
Where you can help spread the gift of giving this year

16 How to make the Perfect Bow
Get into the Holiday Spirit with these bows!

18 Relaxing Night In: Holiday Edition
Just the Night needed to unwind from a stressful season

20 25 Gift Ideas for Someone who has Everything
The Yearly Challenge to give good presents

Keep up with The Current's latest news, publishings, and more by following our Instagram and Facebook!

 @trccnewspaper

 @TRCCtheCurrent
@Quillandbrush

If you would like to contribute to The Current, email submissions, responses, and ideas to trccnewspaper@gmail.com or kamenta@threeivers.edu

Written By: Philip Jason Avisan

5 ANIME HOLIDAY EPISODES & MOVIES WEEBS CAN ENJOY THEIR CHRISTMAS TOO!

Christmas greetings! The holidays are approaching, which means it's time to start watching some nice winter-themed anime series to ensure a happy holiday experience! Let's take a look at 5 of the best Christmas anime currently available, all of which would be approved by Santa!



1. Toradora! Episode 19: "Christmas Eve Festival"

This episode contains a number of heartfelt scenes. Taiga and Ryuuji's transformations as they unwittingly experience rapid emotional shifts will tug at your heartstrings.



Toradora! Episode 19. From Crunchyroll

Tokyo Godfathers

2. Tokyo Godfathers

If you want to spend your Christmas watching a wonderful, unusual anime film, then you should check out this one. While delving into the challenges of homelessness and social class, it also hits on some really lovely themes that are ideal for this time of year.



Tokyo Godfathers. From Crunchyroll



3. Himouto! Umaru-Chan Episode 8: "Umaru And Christmas And New Year's"

Himouto! Umaru-Chan is already a really endearing animation. One may think it'd be difficult to match the series' typical sweetness, but when you add some good old Christmas spirit to the mix, you've got yourself the most comfortable Christmas episode ever. While enjoying some good old lazing and cooking great meals, the characters reflect on the year that has passed and what the new year will bring. This is exactly what everyone enjoys around the holidays.



Himouto! Umaru-Chan Episode 8.
From Crunchyroll



4. K-On! Episode 9: "Christmas"

Christmas is approaching, and everyone is succumbing to the Christmas spirit. Despite the fact that all of the main characters appear in this episode, the spotlight is on Ui and Yui and their

sisterly affection. When Ui and Yui were kids, Yui tried to give her sister a white Christmas by stuffing the tree outside their house with pillow stuffing.

As the party winds down, snow begins to fall, and the two sisters fall asleep close to each other, reminiscing about their upbringing and reflecting on their blessings. This episode serves as a nice reminder that family is everything, and that no matter how often we squabble and fight, we will always have a bond.

CLANNAD ~AFTER STORY~

クラナド アフターストーリー

5. Clannad: After Story. Episode 13 "Graduation"

Nagisa becomes drunk for the first time in her life while Tomoya and Nagisa enjoy Christmas with their families. If you plan on viewing this anime over the holidays, don't forget to stock up on tissues... you'll need them!



Clannad: After Story.
Episode 13. From Crunchyroll

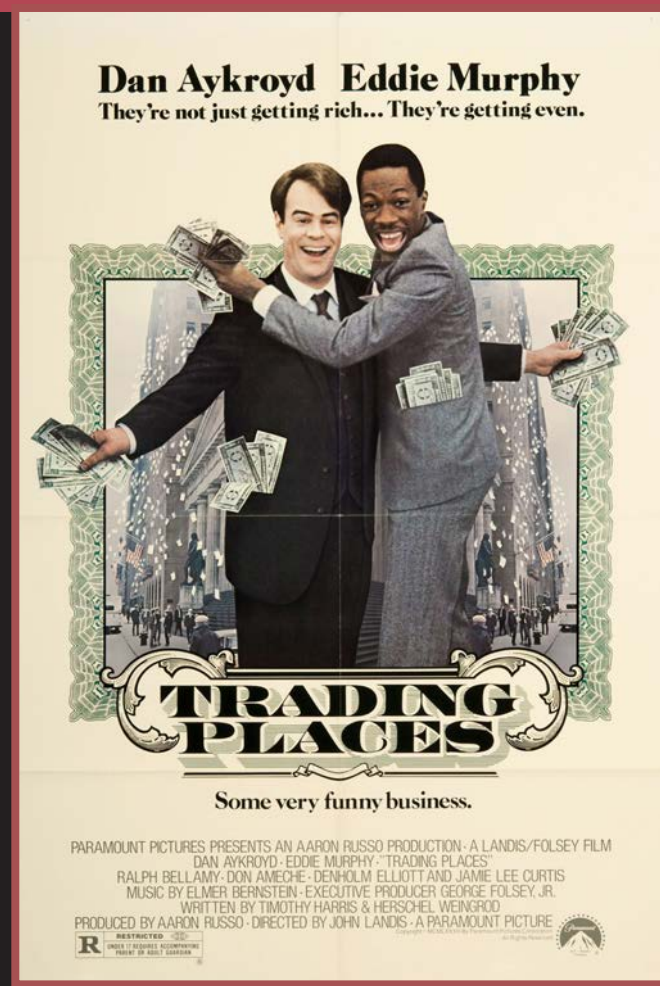
Twenty Classic Holiday Movies

Including new releases!

Written by Nick Niedojadlo

There is a massive collection of holiday movies that have been released over the years. There are always new movies that are released each season, and once in a while you'll get one that really sticks with future holiday seasons. These twenty movies centered around the holidays are a classic list to pick and choose from which are sure to be watched by many viewers this holiday season as well.

1. *The Santa Claus* (1994)
2. *Home Alone* (1990)
3. *National Lampoon's Christmas Vacation* (1989)
4. *Scrooged* (1988)
5. *Miracle on 34th Street* (1947)
6. *Trading Places* (1983)



7. *Rudolph the Red-Nosed Reindeer* (1964)
8. *Bad Santa* (2003)
9. *Love Actually* (2003)
10. *Elf* (2003)
11. *A Charlie Brown Christmas* (1965)
12. *A Christmas Story* (1983)
13. *The Year Without a Santa Claus* (1974)
14. *The Muppet Christmas Carol* (1992)
15. *The Nightmare Before Christmas* (1993)
16. *Gremlins* (1984)
17. *Die Hard* (1988)
18. *How The Grinch Stole Christmas* (Any Version)

19. *White Christmas* (1954)

20. *It's a Wonderful Life*



There are also a number of new movies coming out this year that could be worth checking out. New films such as *Love Hard*, *Home Sweet Home Alone*, *A Boy Called Christmas*, *Under the Christmas Tree*, and many more are finding their way into theaters, streaming platforms, and television channels over the course of this November and December.

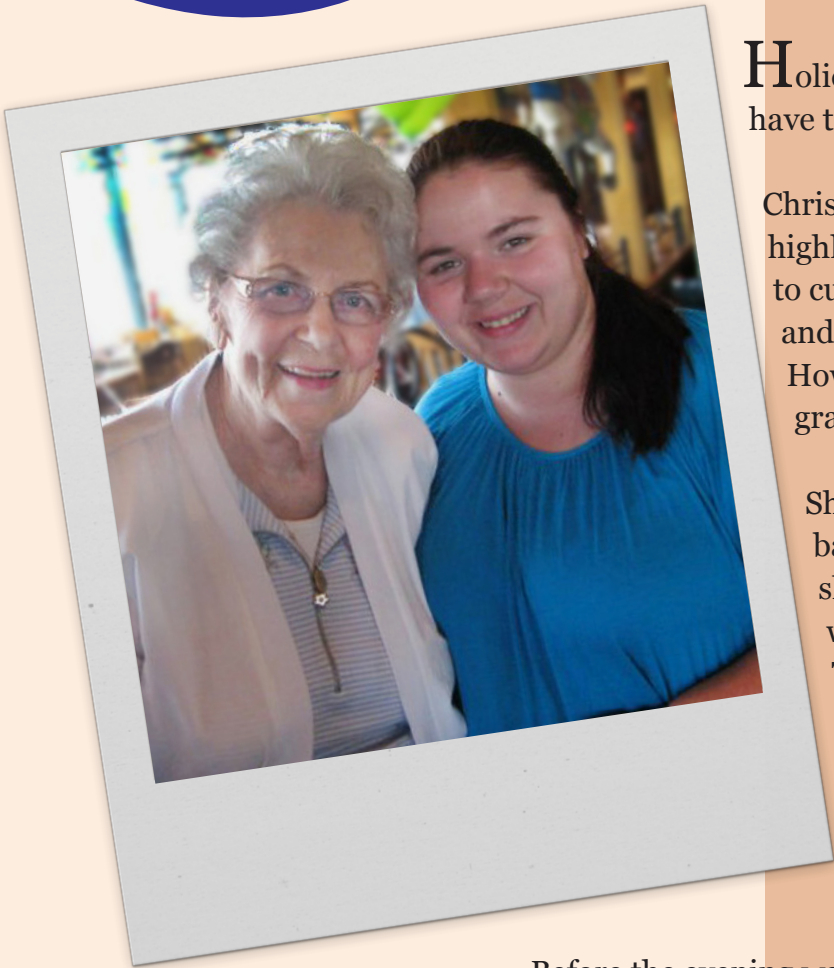
Obviously there are so many more holiday themed movies out there to watch and see, this list is just composed of some of the more popular ones. So sit down this holiday season with family and friends, put on a couple of your favorite films, and enjoy the snowy season together.



Written By Sabrina Tyree

Grandma's Date Pinwheel Cookies

A Recipe of Love and Sentimentality



Holidays are one of the most popular times to have traditions.

Christmas in my family has always been the highlight of the year. Yes, we went to a tree farm to cut down a tree, pick out a special ornament and look at Christmas lights on Christmas Eve. However, my favorite tradition was going to grandma's.

She would always get each of us a card with a bank slip adding \$5-\$15 into a savings account she opened for us when we were born. It was her way of contributing to our future. The cards would always have a candy cane and bow taped to the outside and would be signed with "XXXOOOXXXOOOXXXOOO Grandma." She would play the piano for us, my favorite song being "Silent Night."

Before the evening was over, she would bring out a tray of freshly made cookies that she baked for us every year. She knew our favorites. My mom loved her Oatmeal cookies (NOT oatmeal raisin) and my sisters loved her sugar cookies.

However, as much as I also liked her sugar cookies, my dad and I absolutely loved her date pinwheel cookies. We always started eating them before we made it to the car and they NEVER made it until Christmas. This is the recipe I am sharing with you today.

Above: Sabrina and her grandmother

Grandma's Date Pinwheel Cookies Recipe

DATE FILLING:

Ingredients:

1 lbs finely chopped dates (pitted NOT dried) approx. 1 cup
½ cup Sugar
½ Water

Directions:

Boil until thick.
Cool.

DOUGH:

Ingredients:

1 cup Sugar
1 cup Light Brown Sugar
1 cup Shortening
3 Eggs
4 cups Sifted Flour
1 tsp Salt
1 tsp Baking Soda
1 tsp Vanilla

Directions:

1. Cream together Sugar, Brown Sugar and Shortening.
2. Blend in remaining Ingredients. MIX WELL.
3. Roll Out dough at about 8"x 24".
4. Spread cooled Date Mixture and roll like a jelly roll. (it will be a long log)
5. Wrap entire log tightly in Wax Paper
6. Chill or freeze overnight.
7. Slice ½" slices and
8. Bake at 350 degrees for 8-10 minutes.
9. ENJOY!

Want to save this recipe? Cut along the dotted line!

rolled pinwheel dough



cookie dough rolled out with date filling





Roasted Lechon Pork Belly in the oven for an incredibly crispy exterior and juicy meat. It'll make a stunning addition to your holiday gatherings and is guaranteed to be a crowd pleaser!

Pork Belly Lechon Roll
The Taste of Filipino Christmas Is Here!
By Philip Jason Avisan

Pork Belly Lechon Roll Recipe

Ingredients:

- 1 (6 to 7 pounds) whole pork belly without ribs
- 2 tablespoons coarse salt
- 1/2 teaspoon pepper
- 1/2 cup vinegar
- 3 stalks lemongrass
- 4 shallots, peeled and sliced thinly
- 1 head garlic, peeled and crushed

Instructions:

1. With a small knife, poke surface of the skin all over without piercing the meat.
2. Pour the vinegar, massaging onto the belly. Season with salt and pepper.
3. With a knife, cut the thinner top portion of the lemongrass stalk and the very woody base. Peel off the tougher outer layers to get to the tender part of the stalk. With the back of a knife, pound the stalk a few times.
4. Place the pork belly skin side down on a flat working surface. On the longer side of the belly, arrange the lemongrass stalks, onions, and garlic horizontally on the lower part of the belly.
5. Roll pork belly into a tight log, ending with skin side up. Using kitchen twine, tie on three to four places to secure shape.
6. Refrigerate, uncovered, overnight to chill.
7. Using paper towels, pat down surfaces of meat to completely dry. Place the belly roll on a roasting pan fitted with a rack.
8. Bake in a preheated 180 F oven for about 3 1/2 hours.
9. Increase temperature to 320 F and continue to cook for about 1 1/2 to 2 hours or until meat is cooked through and browns.
10. Increase temperature to 430 F and continue to cook for about 30 to 40 minutes or until skin is very crisp.
11. Remove from oven and let rest for about 10 to 15 minutes before slicing.

Apple Pie Cups

The easiest Holiday Recipe
By Kaycee Gagnier

If you're looking to bring something easy to a holiday party, or even bake something that'll take you less than an hour, this is the recipe for you.

This recipe is a great Holiday baking starter, to get you warmed up for the dozens of batches of cookies you'll be baking soon! Feel free to also teach any small children in your home the joys of baking by using this simple recipe.



Finished product

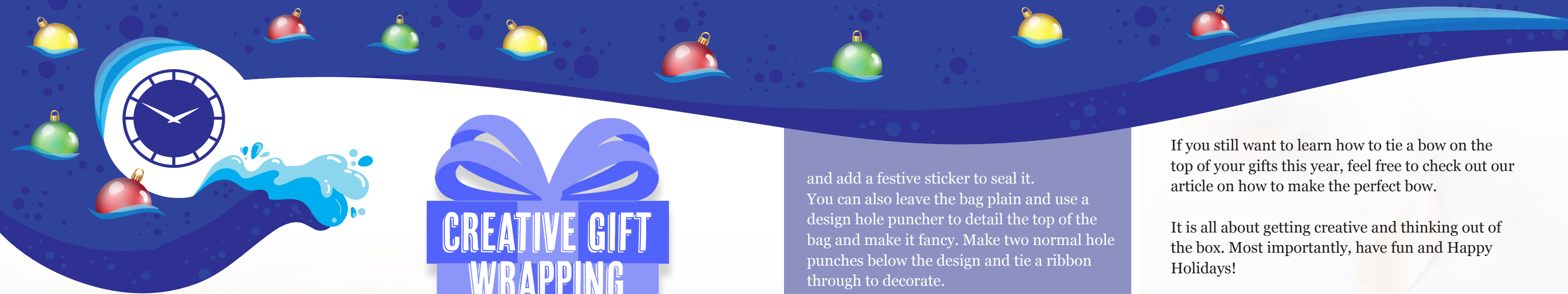
Apple Pie Cup Recipe

You'll Need:

- 1 can of Pillsbury Cinnamon Rolls with Icing
- 1 can of apple pie filling
- muffin/cupcake pan
- Pam/Cooking Spray

Steps:

1. Preheat oven to 375 degrees
2. Spray muffin pan with cooking spray
3. Separate cinnamon roll dough into 8 rolls, and press into the bottom and sides of the muffin cups, fitting the mold
4. Spoon apple pie filling into the dough cups until full
5. Bake for 14-18 minutes or until golden brown
6. Transfer cinnamon roll icing into a small bowl. Microwave bowl between 8-10 seconds.
7. Drizzle icing over warm apple pie cups
8. Enjoy!



Now that the holiday season is upon us it is time to get all your gifts and wrap them too. Are you tired of boring gift wrap or ran out of it altogether? Then here are some great alternatives to gift wrapping this year!

Newspaper: This is a great way to recycle old newspapers instead of throwing them away. Newspapers are basically like wrapping paper anyway so it is simple to use and wrap your gifts in.

You can pick articles you think might fit the theme of your gift or even the personality of your friend or family member. Using the “funnies” section is also a fun choice to spice up your gift. You can just place a bow on the newspaper or add twine or string to give it a home-y feel.

Kraft Paper: This is the same as newspaper and is wrapped like normal gift wrap. Kraft paper is brown paper used in packing and shipping. Using kraft paper has great perks! You can draw whatever you like on them. You can write the person’s name on the gift, draw a picture or a beautiful design, or leave it plain.



Dress the kraft paper gift up with ribbon, bows, twine, or thread. You can also tie greens to the gift to give it a rustic winter look.

Fabric or Scarves: This one can be a bit trickier but still a great option! You can wrap your present or gift box in fabric or a scarf. Place the gift or box in the center of the fabric and bring all the ends to the top of the gift. Then tie the ends of the fabric together in a nice knot or bow, if you have enough leftover too. If you can’t tie the ends in a knot, use ribbon to secure the fabric together nicely.

This is also like a bonus gift in itself because the scarf can be used again or worn.

Paper Lunch Bag: It may seem a little boring and strange to use a paper lunch bag for a gift bag but you can dress it up and make it great!

Again you can draw on the bag or make a design with glitter glue. Then fold the top over nicely

and add a festive sticker to seal it. You can also leave the bag plain and use a design hole puncher to detail the top of the bag and make it fancy. Make two normal hole punches below the design and tie a ribbon through to decorate.

If a paper lunch bag is not big enough, you can also use a paper shopping bag that already has handles.

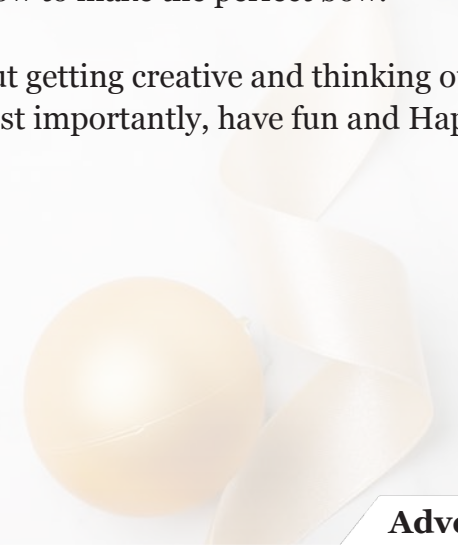
More Creative Details: Using different decorates on your gifts can really make it unique.

Other options, other than bows, includes:

- Fur tree sprigs
- Sage leaves
- Cinnamon sticks
- Dried fruits
- Dreidel
- Cranberries
- Holly
- Chocolate coins
- Mistletoe
- Bells
- Candy Canes
- Pinecones
- Pom-pom balls
- Pipe cleaners
- Gingerbread cookie

If you still want to learn how to tie a bow on the top of your gifts this year, feel free to check out our article on how to make the perfect bow.

It is all about getting creative and thinking out of the box. Most importantly, have fun and Happy Holidays!



Advertisement

**The Ledyard Fire Company
is currently looking for new
members!**

**All Fire
and EMS
training and
equipment is
provided.**



Visit our website for more information!
www.ledyardfire.org





Donation Locations in Connecticut

Where Can You Help Spread
The Gift of Giving This Year

Written by Nick Niedojadlo

With the 2021 holiday season quickly approaching, it's useful to take a look into where you are able to donate toys and gifts this year within Connecticut. There are a number of different options and different programs to look into, which can all go towards helping out children who otherwise aren't able to get gifts this year.

Since there are so many places to choose from, here are a number of options in different locations around Connecticut that can get you started in giving this year.

The Salvation Army will be running a donation program for unwrapped new toys and gifts for children up to age 12. This is all part of the Christmas Angel Tree Program which the Salvation Army runs. They will be running this event in multiple Connecticut areas, such as Fairfield County, in areas such as Bridgeport, Easton, Fairfield, Monroe, Stratford and Trumbull. Another location will be in the New Haven County area, such as New Haven, East Haven, Hamden and more. If you are interested in finding out if any other locations are doing this program, it is important to contact your closest Salvation Army to learn more.

"Another great option is to look into online donation services"

Another great option, if you don't necessarily want to go out and physically buy and donate gifts, is to look into online donation services such as the one found at ConnecticutChildrens.org. This website offers an online "Wish List", which allows you to look at top wanted items this Christmas that can be purchased by you, which will then be shipped out directly to the families in need.

The website also lists off their Top Needed donations, with items such as fleece blankets, stuffed animals, infant toys, LEGOS, sleep sacks, card games and more. It is important to note that all of these items must be donated new. The organization is also not currently receiving any home-made gifts currently for safety reasons.

"Southington, CT is asking for Christmas food baskets"

Southington CT is asking for Christmas Food Baskets, up to a week before the holiday itself. This is a great way to donate products such as hot chocolate, holiday candy, canned fruits and vegetables, holiday cookies, cereal and much much more to those in need this year.

While Toys for Tots is a very common donation service that has worked throughout the years, there isn't much information right now as to the 2021 season on their website, and some locations are currently not donating to families directly, so this avenue is one to look more into on an area specific option by visiting their site or getting in touch with the program.

There are plenty of other options as well, with local drives going on in different towns over the course of this season, so make sure to do some research, look into what these locations are accepting, and help give back to a family and children in need of some holiday care.

Background: toy xylophone
Bottom: Toy Car

How to Tie the Perfect Bow

Get Into the Holiday Spirit with these Bows!

Written By Sabrina Tyree

If you love the holidays as much as I do, then you will love the idea of creating your own bows. Going into the stores around the holidays to find decorations, they all seem generic or “cheap.”

By making your own bows, you can add your personality to your tree. You will not be limited

to the cheap store-bought bows that look mass produced. You can use various types, sizes and colors of ribbon that will match what you are looking for. It is impossible to find that perfect bow in stores.

Try these ribbons in many sizes and colors to find the one that best suits YOU!

Supplies:

- Scissors
- Wired Ribbon (1”-3” width ideal)
- Wire Cutters
- Florist Wire



Supplies

Directions:

Finished Product



1. Cut strip of ribbon – I prefer about 3 feet for my bows, but the length can vary based on size of desired bow.
2. Fold ribbon from one end 4 times – You should have the ends of the ribbon facing opposite directions. Think of it like you are “rolling” the ribbon.
3. *Cut small slit in the middle of the ribbon, only about ¼ of the way on each side. *Optional
4. Take wire cutters and cut a 10”-12” piece of florist wire
5. Wrap wire around center of ribbon and twist, make sure that the loose end on the ribbon is on the back.
6. Once wire is twisted, pull ends of wire the same direction at the ribbon.
7. Cut a 3” piece of ribbon and fold in the edges ¼ of the way on both wired edges of the ribbon.
8. Take the ribbon and wrap around the wire for the center of your bow, bringing the ends to the back.
9. Pull center piece of ribbon tight and twist wire to secure it in place.
10. Trim off any excess ribbon.
11. On the bow, Pull down the 2 ends of the ribbon and fluff the bow loops.
12. Trim edges of ribbon as desired.
13. Use wire to attach to tree or wreath.
14. DECORATE! DECORATE! DECORATE!



A Relaxing Night in: *Holiday Edition*

Just the night needed to unwind from a stressful season

Written by: Lauren Susi

The holiday season can be the most fun and exciting time of the year; however, it can always be the most stressful too. All the traveling, budgeting money for gifts, and even coming out of the fall semester can really take a toll on you.

It is best to take time for yourself and relax. Here's a relaxing Christmas-themed night in that you can do by yourself or with a small group of family or friends.

It's Time to Get Comfy:

Pick out or buy some comfy Christmas PJs that put you in the Christmas spirit. If there is a small group of you, consider getting matching PJs so you can get a nice picture together in your comfy outfits. Don't forget your fuzzy slippers or socks.

Relaxing Scents:

Light some relaxing seasonal scented candles to calm your mind and put you in the holiday spirit. If you aren't allowed flamed candles in your place of dwelling, you can always use an oil diffuser to make your place smell nice.



Take Care of Your Skin:

Face masks are great for helping out your stressed-out skin and are also calming for your mind too.

Pick out a face mask that you like the best or try to pick a christmas-themed mask. There are facemasks that smell like candy canes, hot chocolate, gingerbread, and even eggnog!

Drink Up:

While you did your face masks, make some hot chocolate and get cozy. Make sure to add marshmallows or candy canes or both! If hot chocolate isn't your thing you can cozy up with whatever drink you'd like. There is always eggnog or hot ciders or even Christmas-themed teas.

Make Some Treats:

Nothing soothes the soul like freshly baked cookies. Gingerbread is always a great option and makes your home smell amazing as well as treats great.

More great cookie options include the classic sugar or chocolate chip cookie, Also see the date pinwheel cookie recipe on page 8 of this issue or even the Apple Pie Cup Recipe on page 11.

It's Show Time:

Finally, curl up with a fluffy blanket and watch some of your favorite Christmas specials or Christmas movies. A feel-good Christmas movie can make you forget all about the holiday stress in your life. Want some suggestions? Read about the Top Holiday Movie on page 6 as well.

The holidays don't have to feel stressful. It is important to take some time to have a nice relaxing night to bring yourself some comfort and joy.



25 Gifts for Someone Who has Everything

The Yearly Challenge to Give Good Presents

Written By Kaycee Gagnier

It's always hard to get presents for people... especially if you feel like they have everything they could ever want. Here are some ideas to get that special someone something unique this year.

1. Subscription Boxes. Choose a topic, item, or food they might like, and get them a cool subscription box! If you're not sure where to start, the website My Subscription Addiction gives you plenty of ideas to start with. You can scan the QR code to get started.



2. An Experience. It can be expensive, but we all want the enrichment of new experiences! Giving tickets to a concert, theatre production, or even a museum is always an amazing gift!

3. Gift Cards. Sure, it might not be the most meaningful gift out there, but if you aren't close enough with the person to get them a personal gift, just simply buying a giftcard for their favorite store can go a long way.

4. Personalized Items. This can mean a wide variety of items, but nowadays you can just order a pair of socks with their pet cat on them! You can get mugs, keychains, jewelry, and more with engravings, photos, and designs put on specially tailored for that person.

5. Vinyl. Yes, the 70's are coming back. And by extension, so is the music. Buying someone a record player and a couple of records is a great way to liven up their living room with that classic music touch!

6. A star. Did you know you can actually buy someone a star? Yep. If you go to the website Online Star Register, you can go through the process of actually purchasing a star. Check out the QR code to learn more!



7. Scratch Maps. If your special person likes to travel, a scratch map is what they need right now. Whenever they visit a new place, they can scratch off the state/country. It's a great way to keep track of where you've been.

8. 23andMe or AncestryDNA. It's always fun to learn where you and your ancestors came from. Giving someone a genetic test will give them a lot of insight into who they are.

9. Stocks and Investments. Since the pandemic began, we've seen just how important the stock market is. Gifting someone maybe \$50-\$100 in their favorite brand, or even penny stocks, is a fun way to teach them about the stock market and financial independence. And who knows? They might become rich and give you a payout for helping them get started!

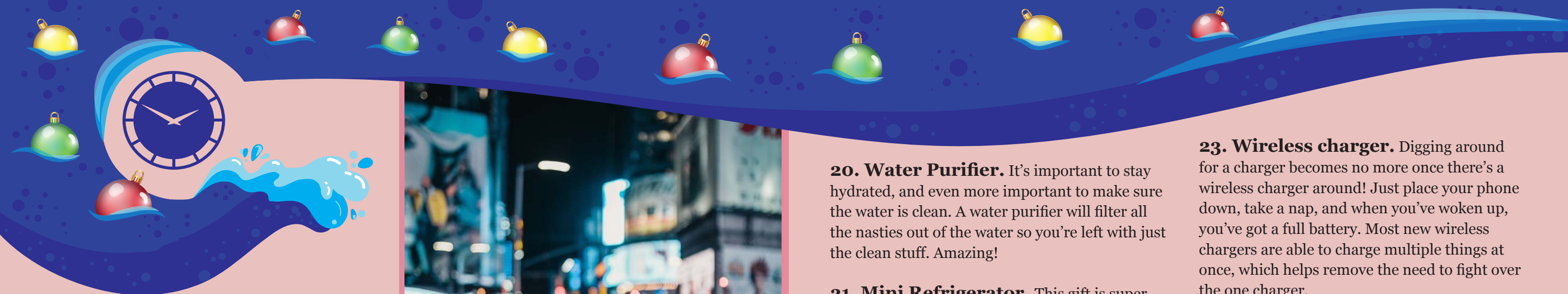


10. Fleece Blankets. They'll be thanking you when the next Nor'Easter comes through Connecticut, and they'll be wrapped up in the comfiest blanket.

11. Roku. A Roku device can turn any TV into a Smart Tv-- literally. It's easy to set up, and gives you access to Netflix, Disney+, Hulu, Amazon Prime, Peacock, Youtube, and more! It's worth it if you've got streaming subscriptions. You can even pack up the roku and bring it anywhere!

12. Blackout Curtains. If you've ever been sick during the day, you'll know that taking a nap with the sun in your eyes just doesn't work out. Getting blackout curtains removes that problem, and almost guarantees a nice, uninterrupted nap from the sun.





13. Smart Light Bulbs. Sometimes, a plain white bulb just doesn't fit the mood at the party. Getting your special person smart light bulbs will have them enjoying a cool blue shade in their room. Or pink. Or red. Or whatever color their heart desires!

14. SD cards and USB drives. This gift is mostly for your loved ones that are very techie advanced, are photographers, or digital editors. Getting a 32, 64, or even 128 GB SD card or USB drive will have them thanking you in seconds!

15. Rocketbook Notebook. This notebook isn't like any other notebook you've gotten before. It's actually a smart notebook! You can write anything you want on it's pages, scan it to PDF, and then erase it! Save paper by buying one!

16. Masks. Oh the painfully obvious this year. One box pack of masks can go a long way, and even longer if you buy the reusable ones. Masks are a must this year, so you'll know that this gift will surely be used.

17. Portable Charger. Who doesn't have a phone? And, who hasn't had their phone die when they didn't have a charger? Getting your special person a good quality portable charger is a simple gift that can go a long way.



#18: A Night Out: A city street.

18. A night out. Sometimes, we all just need a break. Take that person out to dinner, maybe a movie, even a shopping trip can help them unwind and relax. If the person is more of an introvert, watching a TV show and making popcorn from home is just as good as going out too.

19. Airfryer. An airfryer is now the easiest way to make fries, chicken legs, tater tots, mozzarella sticks, and more, without the grease of a wok or deep fryer! It's much easier to clean and manage as well. A good airfryer might run you up on price, but it'll last for a long time.

20. Water Purifier. It's important to stay hydrated, and even more important to make sure the water is clean. A water purifier will filter all the nasties out of the water so you're left with just the clean stuff. Amazing!

21. Mini Refrigerator. This gift is super helpful to teens and college students, especially if they share a space with another person. Keeping your own food perishables to yourself is important, no one should share their own takeout leftovers!

22. New Silverware set. Besides the fact that all of our silverware is probably old, overtime it all seems to go missing! A new silverware set is necessary every few years, and it's always nice when someone else buys it for you. Bonus points if you include a knife set.

Clean water in Drinking Glass



23. Wireless charger. Digging around for a charger becomes no more once there's a wireless charger around! Just place your phone down, take a nap, and when you've woken up, you've got a full battery. Most new wireless chargers are able to charge multiple things at once, which helps remove the need to fight over the one charger.

24. Car Cover. If your special person really cares about their car over the winter, or doesn't have a garage, getting a car cover for the winter can help save them time when it comes to shoveling snow off their car.

25. Money. And of course, the classic. If you really are stuck to find a gift, or just are running out of time, cash always does the trick. Just make sure you at least put it in a nice card.

25 gift ideas... and less than a month to buy them! Better get out fast, we all know what happens when you wait to buy gifts!

But remember, the holidays aren't just about gift-giving. It's important to keep your loved ones close and appreciate them, because that's what the holiday season is really about.



**AMERICAN
PROFESSIONAL
EDUCATIONAL
SERVICES**

**EDUCATING THE HEALTHCARE
COMMUNITY SINCE 1996**

COURSES INCLUDE

CPR & First Aid
EMT
Phlebotomy
EKG Technician
Medical Assistant
Paramedic
and much more

REGISTER TODAY!



**AUTHORIZED
TRAINING
CENTER**

NAEMT 
Authorized Training Center

**AMERICANPROTRAINING.COM
860.886.2737**

M
MACARA
VEHICLE SERVICES

**AUTOMOTIVE
MAINTENANCE & REPAIR**

**AFTERMARKET ACCESSORIES
SOLD & INSTALLED**

**RHINO
LININGS®**

**VEHICLE
SALES**

**AND SO
MUCH MORE**



**207 North Main St.
Norwich, CT 06360**

**macarainc.com
860.887.0548**