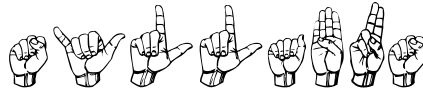


Three Rivers Community College  
Norwich, CT 06360



## SYLLABUS

American Sign Language I  
ASL\* K101-T1  
CRN: 11634  
Spring 2013: 1/28/13 – 5/20/13

Mondays/Wednesdays 3:30–4:45; Room D224

Instructor: Paula Rosenberg Bell, M.Ed.

Department: Humanities

Office Hours: prior to/after class, by appointment, or via Skype or Facetime  
(see end of syllabus for contact information and specific times)

3.0 Credits

### ASL\* K101-T1 AMERICAN SIGN LANGUAGE I

- This is a first course of study of American Sign Language, the language used by the Deaf Community in the United States. ASL I introduces students to the fundamentals of ASL grammar, vocabulary, fingerspelling, numbers, and visual-gestural communication. Introduction to Deaf Culture is integrated into this beginning level course.



## GOALS & OBJECTIVES

Upon successful completion of ASL I, students will be competent ~ receptively and expressively ~ in the following areas:

- Demonstrate the ability to select, produce, and use appropriate sign vocabulary for clear and accurate communication.
- Apply the appropriate grammar and syntax by using facial expression and body language to communicate in sign language effectively.
- Develop understanding of Deaf culture, differences between Deaf and Hearing cultures, and insight of the experiences of being deaf when communicating in a hearing world.

## COURSE RESOURCES:

- **MASTER ASL! LEVEL ONE** by Jason E. Zinza (Required)\* ISBN #: 1-881133-20-6
- **MASTER ASL! FINGERSPELLING, NUMBERS, AND GLOSSING** by Jason E. Zinza (Required)\* ISBN#: 978-1-881133-21-6
- Supplemental materials will be provided by the instructor
- Videos and supplementary materials used in class.

\* We will do Units 1-3 in **MASTER ASL! LEVEL ONE** by Jason E. Zinza. In addition, we will use **MASTER ASL! FINGERSPELLING, NUMBERS, AND GLOSSING** by Jason E. Zinza. As with the main text, we will do Units 1-3 Fingerspelling, Units 1-3 Numbers, and Units 1-3 Glossing. This follows the same sequence as UCONN's Sign Language program.

## VALUABLE RESOURCES:

\*The DVD which accompanies your text book!

[www.aslpro.com](http://www.aslpro.com)

[www.lifeprint.com](http://www.lifeprint.com)

[www.signingsavvy.com](http://www.signingsavvy.com)

## PROCEDURE:

1. Classroom instruction of language component.
2. Modeling of target language.
3. Practice using target language in and outside of class.
4. Interaction with native users of target language.
5. In-class discussions, activities and presentations.
6. Off campus activities with written papers.
7. Quizzes & Exams



## REQUIREMENTS:

- HAVE FUN!! This is a great language to learn!
- Participate.
- Be prepared to learn.
- Complete all assignments ~ they are given to support your learning. All assignments and their due dates are in the agenda. Written assignments may be handed in early but if late will receive a zero.
- Last page of syllabus (acknowledgement and receipt of syllabus) has been signed and given to the instructor (by the end of the second class meeting ~ 1/30/13)

## METHOD OF EVALUATION

Students gain proficiency / mastery at different rates. Each student is capable of achieving proficiency / mastery in ASL and will be given every opportunity to do so. All assessments are cumulative. I use a point system for grading:

4	A (94 -100)	4
4 -	A - (90 - 93)	3.7
3+	B+ (87 - 89)	3.3
3	B (84 - 86)	3
3 -	B- (80 - 83)	2.7
2 +	C+ (77 - 79)	2.3
2	C (74 - 76)	2
2 -	C- (70 - 73)	1.7
1+	D+ (67 - 69)	1.3
1	D (64 - 67)	1
1-	D- (60 - 63)	0.7
0	F (0 - 59)	0
NA	Not Applicable	
	Participation/ Attendance	25%
	Quizzes	20%
	Midterm	10%
	Final ~ 2 Parts	20%
	TV Logs	5%
	Essay	5%
	Documentary	5%
	Presentation	10%



## •Classroom Participation – 25%

In order to learn American Sign Language, one MUST participate in using it. Attendance will be recorded. I recognize that there are extenuating circumstances where one must miss a class. Please notify me in advance of class if you are going to be absent. (See my contact information on the last page of the syllabus.) You will be allowed two (2) “free” absences that will not impact your grade. Additional absences will be recorded as a zero (0). Leaving class early by 15 minutes (or more) or arriving late by 15 minutes (or more) will result in a lowered participation grade for that class. Class participation will be graded on 5 points at every class meeting as follows: Preparation (this includes homework completion), Timeliness, Class Interaction, Focus\*, Responses/Volunteerism. \* If you are using your cell phone or the like, you will lose participation points and may be asked to leave the classroom.

### •Exams- Midterm 10% (3/27/13)

**Final 20% (Part 1 (10%) MFDD cards~4/29/13 & 5/1/13; Part 2 (10%) Interactive~5/20/13)**

There will be two exams. The midterm will include the evaluation of expressive/receptive skills as well as a written component; half of the final will be an interactive one where the students demonstrate their knowledge of American Sign Language and Deaf Culture. The other half of the final requires students to view a movie/documentary related to deafness or read a book related to deafness and then create a representation in the form of a Mother Father Deaf Day card (due 4/29/13) and shared with the class on 4/29/13 and 5/1/13. **NO TIME EXTENSIONS for Part 1 ~ all cards are due 4/29/13.** There will be **no make-up for the interactive portion of the final (Part 2)**. The midterm must be made up within one week unless I have certification of hospitalization for you or a member of your family or a death in the immediate family.

### •Quizzes – 20% (5)

Quizzes will be used to assess your progress and to show you where you need to focus your energy. There will be 6 quizzes (lowest grade will be dropped). You are signing for your classmates unless otherwise noted.

### •Logs – 5% (Due 5/6/13 ~ NO TIME EXTENSIONS)

Each student will be required to watch three television shows. Each show must be viewed for at least 30 minutes including commercials. With the exception of the news, each must be a show that you are **not** familiar with. Neither volume nor closed-captions may be used. (News, drama, comedy only.... **NO sports events, cartoons, animated shows, claymation, 'how to' shows, game shows, competitions, talk shows, award shows, ventriloquists, etc!**) This assignment is to build empathy ~ I **do not** want a summary of your viewings. After watching the show, a paper is to be written **describing your experience/your feelings**. Each viewing will be one (1) page typed or neatly written using the following guidelines and in the TV Viewing Log packet. Points will be taken off for spelling errors and grammatical



mistakes. Hint: Utilize spell check/grammar check programs or a dictionary; proofread what has been written.

- ❖ Each paper is a representation of YOUR thoughts. YOUR feelings or beliefs, YOUR impressions, YOUR agreements / disagreements and why. It is NOT a summary of the show! It doesn't matter to me what the show was about ~ I want to know what you were feeling/experiencing during the activity. Points will be taken off for not following the directions for this assignment. The purpose of the assignment is not to critique or summarize a TV program but rather to experience what it is like not to hear. It is an empathy builder.
- ❖ Reflect on how this experience / activity has impacted you?
- ❖ How will you use this information?
- ❖ Does this information/activity change the way that you think? How and why?

• **Essay - 5% (Due 4/10/13 ~ NO TIME EXTENSIONS)**

A packet of articles will be available on Blackboard (hard copies upon request). Use these articles to assist with writing an essay. There are two categories of articles. Some are serious documentations of particular topics and others are less serious and often perceptions or experiences from Deaf individuals. Pick one article from each category to compare and contrast for the essay. Points will be taken off for spelling errors and grammatical mistakes. Hint: Utilize spell check/grammar check programs or a dictionary.

The focus of the essay will be **one** of the following:

- How did this information change or impact the deaf/Deaf community?
- How do you feel this information impacts the deaf/Deaf community in the 21<sup>st</sup> century?
- How do you think the deaf/Deaf community feels about this topic?

• **Documentary/Questions - 5% (Due 4/24/13 ~ NO TIME EXTENSIONS)**

The documentary, THROUGH DEAF EYES, is no longer available through Films on Demand (TRCC library). We will view the documentary in class on 4/15 and 4/17. The questions are available on Blackboard (hard copy upon request). The documentary questions are due on 4/24/13 ~ **NO TIME EXTENSIONS.**

• **Presentations - 10% (Due 5/13/13 & 5/15/13)**

Each student will be required to sign for a minimum of 1 minute/maximum of 3 minutes on a topic of their choosing. This may be done alone, with a partner, or in a triad. (See instructor for partner and triad times.) There must be a visual associated with the presentation ~ not having a visual will result in the lowering of your presentation grade by two (2) full letter grades. (If the signed presentation was worthy of an A but there was no visual the presentation will receive a C.) Failure to adhere to the minimum time requirement will result in a presentation grade of zero (0). **NOTE: ALL presentations must be ready for 5/13/13. Names will be drawn. Failure to adhere to the timeline will result in a presentation grade of zero (0).**



## MAKE UP WORK:

1. All assignments are due on or before the date posted ~ **no time extensions**.
2. Missed quizzes need to be scheduled with the instructor and made up within one week. Any quiz that is not made up will receive a grade of 0. It is the responsibility of the student to make the arrangements.
3. Missed in-class activities cannot be made up due to the nature of the activities.
4. There is no make-up for the final exam; the midterm must be made up within one week.
5. This course does not offer extra credit work. A bonus question is offered on the midterm. (Anyone taking a make-up midterm will not receive the bonus question.)

## MISCELLANEOUS EXPECTATIONS AND INFORMATION:

Class begins promptly at 3:30 p.m. and procedures will not be delayed to accommodate late comers. Consistent practice using sign is of utmost importance if students are to master the language. Therefore, students will be expected to spend time outside of class practicing the language of native signers which students will find helpful to view. Any public library will have or be able to get through inter-library loan videos and books on ASL. You will also be notified of any events where you can have the opportunity to use your new language skills.

## EARLY WARNING:

If you are having ANY difficulty, for any reason, please see me as early as possible to discuss ways of assisting you to be successful in this class. I will notify you on 3/13/13 which is the week before the Spring Break if your grade is lower than average (C 74-76%).

**CANCELLATION (by Instructor):** If I need to cancel a class, I will contact each student via email or phone. Unless the college cancels classes (ie due to weather), expect to meet for class.

## WEATHER CLOSINGS (as found on page 7 in the Student Handbook)

“Weather Related 860.886.0177 – Press 1 for College Closing Announcement

[WWW.TRCC.COMMNET.EDU](http://WWW.TRCC.COMMNET.EDU) – Announcement posted on main page

Cancellation of classes due to weather will be available by 6:30a for daytime classes and by 3p for evening classes starting at 5p or later. If the off-campus site cancels day and evening services, then classes at that site will not be held. Information will be broadcasted on the following TV stations: Channel 3 – WFSB Hartford, Channel 4, WVIT 30 – NBC Connecticut News 30 and Channel 8 – WTNH New Haven, and the following Radio stations; WSUB/Q105 (Groton/New London), WADK (Westerly), WDRC (Hartford), WTIC/WRCH/WXMX (Hartford), WINY (Putnam), WILI (Willimantic) & WICH/WCTY/WNLC/WKNL (Norwich/New London).

Students can also enroll in the myCommNet Alert system, a notification system that delivers information in the event of an emergency through text messaging over cellular phones, including campus-related health or safety situations and weather-related class



cancellations.” [http://www.trcc.commnet.edu/div\\_it/educationaltechnology/Tutorials/myCommNetAlert/MIR3.html](http://www.trcc.commnet.edu/div_it/educationaltechnology/Tutorials/myCommNetAlert/MIR3.html)

### **WHAT YOU CAN EXPECT FROM ME:**

- To arrive to class on time
- To be available **by appointment** for discussion on concerns or clarifications of material.  
**NOTE:** I teach another Level I class at Quinebaug Valley Community College on Monday evenings and am therefore never available after 5:00 on those days.
- To be prepared;
- To hold class for the entire class period;
- To return corrected work, as often as possible, within one week after it is collected;
- To give you my best effort in sharing what I know about American Sign Language and the Deaf; and
- To work with each individual by providing guidance to successfully complete this course.

### **WITHDRAWAL FROM CLASS:**

Students may drop courses up to the final drop date as specified in the academic calendar. Please refer to the **academic calendar** and to page 10 of this syllabus for specific dates. Failure to officially drop the course will result in a grade of F which will be reflected on the transcript.

### **DISABILITIES STATEMENT:**

This course complies with the guidelines set forth under the ADA. Should you need assistance and/or accommodations please privately notify me and provide me with the necessary paperwork during the first two classes. I am unable to make accommodations without the official documentation from one of the college’s Disability Service Providers. As outlined in the **Student Handbook on page 9**: “Students with disabilities who wish to request academic adjustments or other assistance are encouraged to submit a Disability Self-Disclosure Form, provide disability documentation, and meet with the appropriate Disabilities Service Provider to discuss individual needs. When possible, this process should be completed well before classes begin. Please contact the Counseling and Advising Office for more information.”

### **ACADEMIC INTEGRITY (as found on page 19–21 in the Student Handbook)**

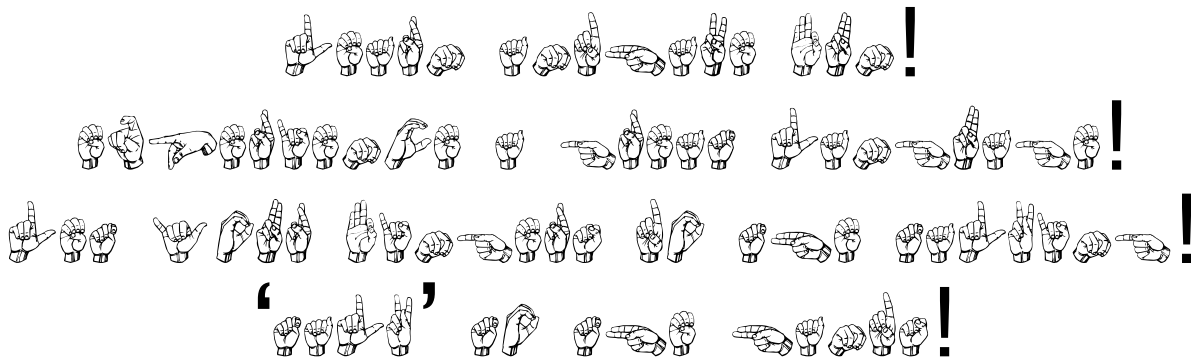
“The effective operation of any organization is dependent on the honesty and goodwill of its members. In an organization devoted to the pursuit of knowledge, acting with integrity is essential to effective teaching and learning. Furthermore, academic dishonesty erodes the legitimacy of every degree awarded by the College. To emphasize the importance of academic integrity, Three Rivers Community College adheres to the following policy in addition to the Student Discipline Policy, sections 2:10 and 3:1–10, as provided by the Board of Trustees of Connecticut Community Colleges. Since collaboration is central to the

learning community, Three Rivers wishes to emphasize that this policy is not intended to discourage collaboration when appropriate, approved, and disclosed.

General Definition of Academic Dishonesty

Academic Dishonesty shall in general mean conduct which has as its intent or effect the false representation of a student’s academic performance, including but not limited to (a) cheating on an examination, (b) collaborating with others in work to be presented, contrary to the stated College Policies rules of the course, (c) plagiarizing, including the submission of others’ ideas or papers (whether purchased, borrowed, or otherwise obtained) as one’s own, (d) stealing or having unauthorized access to examination or course materials, (e) falsifying records of laboratory or other data, (f) submitting, if contrary to the rules of a course, work previously presented in another course, and (g) knowingly and intentionally assisting another student in any of the above, including assistance in an arrangement whereby any work, classroom performance, examination or other activity is submitted or performed by a person other than the student under whose name the work is submitted or performed.

*“Academic integrity is essential to a useful education. Failure to act with academic integrity severely limits a person’s ability to succeed in the classroom and beyond. Furthermore, academic dishonesty erodes the legitimacy of every degree awarded by the College. In this class and in the course of your academic career, present only your own best work; clearly document the sources of the material you use from others; and act at all times with honor.” TRCC Faculty Handbook, page 2.*



**LEARN and have FUN!**  
**Experience a great language!**  
**Let your fingers do the talking!**  
**‘Talk’ to the hands!**




# Class Calendar: Spring 2013



DATE 	Lesson	Q u i z	E s s a y	T V L o g s	M i d t e r m	F i n a l	D o c. & ?s	Presentation	Home- work Assign- ments
Jan. 28, 2013	Getting Started								
Jan. 30, 2013	Getting Started								See
Feb. 4, 2013	Getting Started								Agenda
Feb. 6, 2013	ABC, #1-10	Q1							
Feb. 11, 2013	Glossing, Expression	Q2							
Feb. 13, 2013	Unit 1								
Feb. 18, 2013	<b>NO CLASS</b> Presidents' Day Observed								
Feb. 20, 2013	Unit 1								
Feb. 25, 2013	Unit 1								
Feb. 27, 2013	Unit 1								
Mar. 4, 2013	Unit 2	Q3							
Mar. 6, 2013	Unit 2								
Mar. 11, 2013	Unit 2								
Mar. 13, 2013	Unit 2 & Holiday Voc.								
Mar. 18, 2013	<b>NO CLASS:</b> Spring Break								
Mar. 20, 2013	<b>NO CLASS:</b> Spring Break								
Mar. 25, 2013	Review for midterm	Q4							
Mar. 27, 2013	Midterm				Yes				
Apr. 1, 2013	Unit 3								
Apr. 3, 2013	Unit 3								
Apr. 8, 2013	Unit 3								
Apr. 10, 2013	Unit 3		Yes						
Apr. 15, 2013	View Documentary: THROUGH DEAF EYES								



DATE 	Lesson	Q u i z	E s s a y	TV L o g s	M i d t e r m	F i n a l	D o c. & ?s	Presentation	Home- work Assign- ments
Apr. 17, 2013	Documentary: THROUGH DEAF EYES								
Apr. 22, 2013	Unit 3								
Apr. 24, 2013	Unit 3						Yes		See
Apr. 29, 2013	Final Part 1: MFDD cards	Q5				Yes			Agenda
May 1, 2013	Final Part 1: MFDD cards					Yes			
May 6, 2013	Deaf Awareness	Q6		Yes					
May 8, 2013	Deaf Awareness								
May 13, 2013	Presentations							Yes	
May 15, 2013	Presentations							Yes	
May 20, 2013	Final Part 2; Certificates; Holiday Vocab.; 'Optional Vocab'					Yes			

### IMPORTANT DATES

- Monday January 28, 2013 First day of ASL classes
- Thursday, January 31, 2013 Instructor signature required to add classes
- Wednesday, February 6, 2013 Last day of Add/Drop & partial tuition refund for 15 week classes
- Monday, February 18, 2013 Presidents' Day ~ Classes NOT in session.
- Monday, February 25, 2013 Last day to put a class on Audit
- Mon.–Sat. March 18–23, 2013 Spring Break ~ Classes NOT in session.
- Monday, April 15, 2013 Last day to put a class on pass/fail.
- Monday May 13, 2013 Last day to withdraw from classes
- Monday, May 20, 2013 Last class: ASL I/Final Part 2



THREE RIVERS COMMUNITY COLLEGE  
NORWICH, CT

AMERICAN SIGN LANGUAGE I: ASL\* K 101-T1 CRN: 11634

INSTRUCTOR: Paula Rosenberg Bell, M.Ed.

SPRING SESSION: 2013

Room D 224; 3:30-4:45 PM, Mondays/Wednesdays 1/28/13-5/20/13

3 Credits

DATES



LESSON



AGENDA



1/28,  
1/30, &  
2/4

**Introductions  
Things to Know,  
Getting Started,  
Deixis, Signing  
Space, Basic  
Sent. Struc.**

Deaf Awareness Survey; Introductions;  
'Housekeeping'; Introductions to the course:  
requirements, agenda, exams, MFDD project,  
"Deaf Donald"; Post-it questions, review of the  
texts, Getting Started; 1/30: collect  
acknowledgement and receipt of syllabus

**ASSIGNMENT:**

1. In **MASTER ASL I** text, read pages xi-xxiv;  
(Due 1/30/13)
2. Review: Handouts: Getting Started, Signing  
Space; review Deixis, Facial expression; (Due 2/4/13)
3. Prep for Q1 (written quiz on info from pages  
xi-xxiv and the above info from the 2nd part of  
the assignment) (Due 2/6/13)

2/6

**ABC, #1-10**

**Q1 (2/6/13 ~ info from 1/28-2/4);** Review Sign/  
Base; Introduce ABCs; Drill; in **MASTER ASL:**  
**Fingerspelling, Numbers and Glossing:**  
Fingerspelling, Unit 1, Pg1, Exer. 1;  
introduce #1-10; Drill

**ASSIGNMENT:**

1. Prepare one (1), three-five letter word for Q2. (Due  
2/11)



2/11 **Glossing/Expression**

Review ABCs; **Q2 (FS Quiz)**; review # 1-10 in **MASTER ASL: Fingerspelling, Numbers and Glossing**:Numbers, Unit 1, Pg. 63, Exercises 1 and 2; introduce 'Glossing' (pg 129-30); Facial Charades; ABC/# Relay

**ASSIGNMENT:**

1. In **MASTER ASL I** text, read all of the info in Unit 1 (p. 3-35); when you are directed to view the DVD please do so. This is background info ~ don't worry about the signs (please don't try to learn them on your own) I will be introducing all of signs. I don't want you to develop any bad habits before starting (smile)! Please make note of any questions you have about what you've read. Write the questions on post it notes and we'll stick them on the board. (Due 2/13)

2. In **MASTER ASL: Fingerspelling, Numbers and Glossing**: Go to pages 129-133, **Glossing**. Read those pages and do Exercise 5 (either in the book or on a separate paper). Be ready to review and discuss. I will check the page in class. (Due 2/13)

2/18 **No ASL Class**

**Presidents' Day observed.**

2/13 &  
2/20 **Unit 1**

Review #1-10; Review/discuss glossing; check exercise 5; Drill; begin introduction of vocabulary and concepts for Unit I; **Eyes on ASL 1, 2, 3** (pages 8,9, 10/DVD); practice exercises A-M

**ASSIGNMENT:**

1.In **MASTER ASL FINGERSPELLING, NUMBERS, AND GLOSSING** read Unit 1 **Fingerspelling**, pages 2-7. (Due 2/25)

2.Do the practice activities **except 9,10, and 13**. (Due 2/25);

3. In **MASTER ASL I** text, Unit 1, complete Homework 1 B (page 8) & Homework 2 B (page 18) (Due 2/25)



2/25 &  
2/27

## Unit 1

Unit 1: Review vocab/concepts and Homework #1B, 2B; Fingerspelling section: 9, 10, 13; cont. introduction of vocab.; practice exercises O-M; **Eyes on ASL 4** (page 30/DVD)

**ASSIGNMENT:** (All due 3/4)

1. In **MASTER ASL I** text, Homework 4B (page 28); 5A (page 32 ~ I will randomly select students to sign one of the sentences on 3/4/13); 5C (page 32 ~ only gloss sentences 2 & 4 (pg. 31 Ex. 5 V); use Unit 1 Glossing (pages 129-133) for assistance. I will randomly ask students to put the gloss on the board on 3/4/13;

2. In **MASTER ASL FINGERSPELLING, NUMBERS, AND GLOSSING** read and complete the exercises in **Numbers** (Unit 1, pages 64-67);

3. In **MASTER ASL I** page 34, review A & B in Unit 1 Review; Write answers to part C (due 3/4 ~ **no time extensions**) This will count as 50% of Q3 grade;

4. **Q3:** using the vocab/concepts from Unit 1, prepare a 3-5 word sentence to sign for Q3 (50% of Q3 on 3/4/13)

3/4 &  
3/6

## Unit 2

Collect written component for Quiz 3; Review vocab.; Q3 (3/4/13); review homework; begin introduction of Unit 2 vocab.; practice exercises A-J

**ASSIGNMENT:** (Due 3/11)

1. In **MASTER ASL I** text, read all of Unit 2 (pages 39-70);

2. In **MASTER ASL FINGERSPELLING, NUMBERS, AND GLOSSING** read/practice the exercises in **Fingerspelling**, Unit 2 pages 7-11 EXCEPT for exercises 7, 10, 13, 14, 15;

3. In **MASTER ASL I** text, Homework 1 A/B (page 45) ~ students will be randomly selected to share one of their WH-Face sentences on 3/11 ~ and 2 B/C (page 51) ~ students will be randomly selected to share on 3/11/13.



3/11 &  
3/13

## Unit 2

Review vocab; review homework;  
**Fingerspelling** exercises 7, 10, 13, 14, 15;  
continue introduction of Unit 2 vocab; practice  
exercise K-S; **Eyes on ASL 5** (page 59); **Eyes on  
ASL 6** (page 64); introduce # 11-30.

**ASSIGNMENT:** (Due 3/25/13)

1. In **MASTER ASL I** text Homework 3B (page 59)  
and 4 A (page 63). I will randomly call on people  
to sign;

2. Prepare to sign (to a random partner in class):  
Homework 5A (page 67);

3. In **MASTER ASL I** page 69-70, do **Unit 2  
Review B, C.** (Explain in writing to me!) This will  
count as 50% of Q4 grade (due 3/25/13 ~ no time  
extensions)

4. Read in **MASTER ASL FINGERSPELLING,  
NUMBERS, and GLOSSING**, Unit 2 **Glossing** pages  
134-136 (Exercises 1, 2, 3, 4 ~ do only odd numbered  
signs; Exercises 5, 6 ~ do only even numbered  
sentences.)

5. Read in **MASTER ASL FINGERSPELLING,  
NUMBERS, and GLOSSING**, Unit 2 **Numbers** pages  
68-74. practice the number drills; Exercise 8 ~ I will  
randomly call on students to sign;

6. Prepare to sign a Question and Answer that  
incorporates a number for Q4 (3/25/13). (50% of Q4  
grade)

3/18 and 3/20

**NO CLASS:** Spring Break ENJOY!!!

3/25 **Review**

Collect written component for Quiz 4; Review  
vocab.; Q4; Review homework (students will be  
asked ~ randomly~ to sign from Unit 2  
Homework 3B, 4A, Glossing, Numbers Exercise  
8); review numbers and glossing; Review vocab.;



review for Midterm via games (Signing Bee, Relay, Beginning with the Ending, and/or Signing Baseball).

**ASSIGNMENT:** (due 3/27)

1. Review for the midterm: Units 1 & 2 text, fingerspelling, numbers, glossing, Getting Started, gender, signing space, etc.
2. Prepare one 3-5 letter word to fingerspell for the midterm.
3. Prepare one 3-5 word grammatically correct ASL sentence for the midterm.

3/27

**Midterm**

**Midterm**

**ASSIGNMENT:** (due 4/1)

1. In **MASTER ASL I** text, read all of Unit 3 (pages 73-112);
2. In **MASTER ASL FINGERSPELLING, NUMBERS, AND GLOSSING** read/complete the exercises in Fingerspelling, Unit 3 pages 12-18 EXCEPT Exercises 6, 7, 8, 15, 16.

4/1 &  
4/3

**Unit 3**

Review homework; begin introduction of Unit 3 vocab.; practice exercises A-N; introduce #31-1000.

**REMINDERS: No Time Extensions!**

1. Essay is due 4/10/13.
2. The questions for the documentary **THROUGH DEAF EYES** are due 4/24/13.
3. If you haven't started, your card it is due on 4/29/13 and is 50% of your final exam grade.
4. If you haven't started your TV viewing/logs, they are due 5/6/13.
5. If you haven't started preparing for your presentation, it is due (with a visual) on 5/13/13.



**ASSIGNMENT:**

1. In **MASTER ASL FINGERSPELLING, NUMBERS, AND GLOSSING** read/complete **Numbers** pages 75-83 EXCEPT Exercises 6,8,9,10,11. (Due 4/8)

2. In **MASTER ASL I** text, Homework 1B (page 80) ~ be prepared to share (in sign) this info with a partner on 4/10 who in turn will voice it to the class; Homework 3C (page 91). I will randomly select students to sign their 'excuses' on 4/8. (Due 4/8)

3. In **MASTER ASL FINGERSPELLING, NUMBERS, AND GLOSSING** read Glossing, Unit 3 pages 137-140; Do exercise 3 (page 138, sentences 2 & 4). I will randomly select students to write the gloss on the board.

4. Prepare two signed sentences related to the articles you read for the essay. (To be shared in class.) (Due 4/10)

4/8 &  
4/10

**Unit 3**

Review vocab; review #31-1,000; review homework pg. 80; continue introduction of Unit 3 vocab.; practice exercises O-BB; **Eyes on ASL 7** (pg. 99); Discuss Point/Counterpoint (page 112); Review page 113-114. On 4/10: Collect essay; share sentences related to articles.

**NOTE:** Continue preparing a short (no more than 3 mins. but no less than 1 minute poem, joke, story, song, etc. for **5/13**. You may work alone, in pairs, or in a triad. See the instructor for length of partner/triad time. **REMEMBER: YOU MUST HAVE A VISUAL!**

4/15  
4/17

View **THROUGH DEAF EYES**

**ASSIGNMENT:**

1. Complete the questions for **THROUGH DEAF EYES**. (**No time extension.**) Due 4/24

**NOTE:** Continue preparation for 5/13 presentation.





4/22 4/24	<b>UNIT 3</b>	Continue introduction and 'Catch Up' of Unit 3; On 4/24 collect <b>THROUGH DEAF EYES</b> questions. ( <b>NO Time Extensions</b> )
		<p><b>ASSIGNMENT:</b></p> <ol style="list-style-type: none"> <li>1. Complete the 'Mother Father Deaf Day' card to represent the movie you viewed or the book you read = 1/2 of your Final Exam grade (Due 4/29)</li> <li>2. Prepare a voiced explanation <b>and</b> 3-5 additional comments signed (grammatically correct) regarding your recommendation (pro or con) of the book/movie with supporting details. This will be for <u>Q5 on 4/29</u>.</li> <li>3. <b>Continue prep. for 5/13 &amp; 15</b> presentation. Prepare a list of signs needed for your presentation.</li> </ol>
4/29 & 5/1	<b>MFDD</b> Cards	Q5; Share Mother Father Deaf Day cards; 1-1 discussion of signs needed for presentations.
		<p><b>ASSIGNMENT:</b></p> <ol style="list-style-type: none"> <li>1. Continue prep. for 5/13 &amp; 15 presentation.</li> <li>2. Complete the 3 TV viewing logs to be collected and discussed on 5/8. <b>No time extension.</b></li> </ol>
5/6 & 5/8	<b>Deaf Awareness</b>	5/6/13: Collect logs; Review; Q6: Story Quiz (You will view a signed story and write about the story. You will then have 10 fingerspelled words to complete the quiz); discuss TV viewings; Deaf Awareness (5/6 and 5/8)
		<p><b>ASSIGNMENT:</b></p> <ol style="list-style-type: none"> <li>1. Continue prep. for 5/13 &amp; 15 presentation.</li> </ol>
5/13 & 5/15	<b>Presentations</b>	Presentations; 'Catch Up'; Holiday vocab
		<b>ASSIGNMENT:</b> Review for final!
5/20	<b>Final</b>	Final; Certificates; 'Optional Vocabulary'

**NOTE: Following the final exam, everyone must remain for the awarding of certificates. 'Optional Vocabulary' will be taught last.**



# Contact Information

Paula Rosenberg Bell

Note: I prefer to be called by my first name.

Home phone: 860-887-9290 (Do not call after 9 PM)

Cell phone: 860-377-7101 It will be off M-F, 7AM - 2:25 so leave a text (preferred) or voice message.

E-mail: [zigpauga@hotmail.com](mailto:zigpauga@hotmail.com) (home)

[pbell@qvcc.commnet.edu](mailto:pbell@qvcc.commnet.edu) (college)

[pbell@groton.k12.ct.us](mailto:pbell@groton.k12.ct.us) (public school)

Note: Please put TRCC ASL I in the subject line. If I don't recognize your email, I won't open it.

Skype: chrispaulabell (Must prearrange); Facetime

Office hours: I will be available to meet from 2:45 PM until the start of class, after class on most Wednesdays, until 5:00 PM on Mondays, or by appointment.



Acknowledgement and Receipt of Syllabus:

American Sign Language I

ASL\* K101-T1

CRN: 11634

Spring 2013

Mondays/Wednesdays 3:30-4:45; Room D 224

Instructor: Paula Rosenberg Bell, M.Ed.

I, \_\_\_\_\_, have read the syllabus and am aware of my responsibilities as a student in Paula Rosenberg Bell's ASL I class at TRCC (Norwich, CT).

Name (print): \_\_\_\_\_

Signature: \_\_\_\_\_

Date: \_\_\_\_\_

