

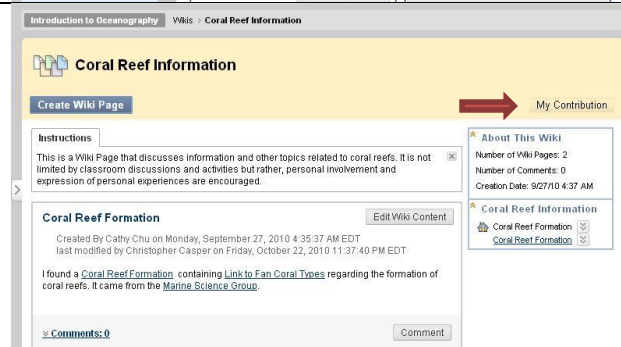
Wiki--Viewing My Contribution to a Wiki

To view you contributions to a wiki, take the following steps.

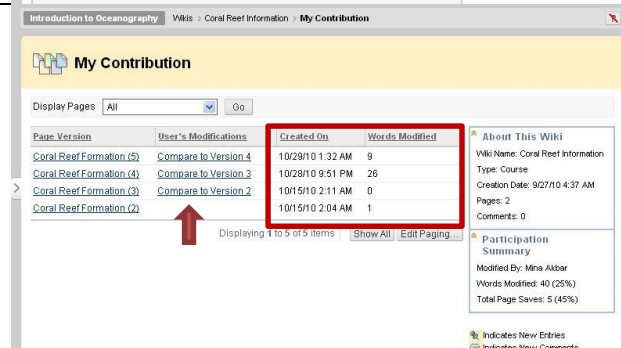
1. Access the Wiki from the course menu. It is on the left hand side. Then, Open your desired wiki.



2. To view your contributions to a wiki, press the *My Contribution* button at the top right of the screen.

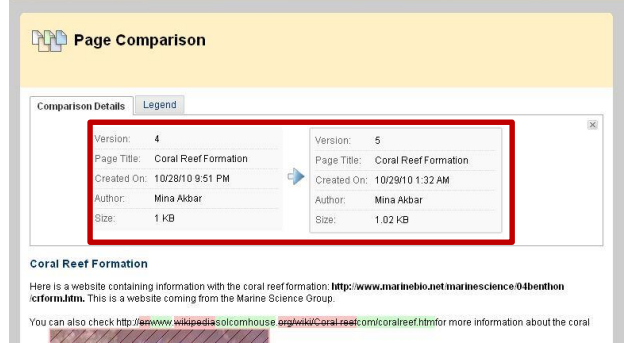


3. To view a comparison between an old versions of a page and a new one, click the top most link under the *User's Modifications* column. You can also check the date a page version was created on as well as what words were modified on columns at the right.



Wiki--Viewing My Contribution to a Wiki

4. The *Comparison Details* tabs will give you basic information of the modification between versions such as version number, page title, date created, author, and page size.



5. The *Legend* tab will help you see what words or images have been modified in the latest version of your page.

